










Junior Girls under 15 Slalom Results

Homologation: Who-beats-who homol.

	Name	Club	Categ.	Preliminary	Final	Overall
1	Szumanska Emilia	ZEFIR 	-15 F	4,00/55/18.25	6,00/55/18.25	1000,00
2	Bartoszewska Ewa	ZEFIR 	-15 F	1,25/55/18.25	5,00/49	901,04
3	Cyl Dominika	AKS 	-15 F	1,50/49	1,50/49	656,25
4	Rolak Maria	SKIRIDE 	-15 F	0,00/49	1,25/49	651,04




Junior Boys under 15 Slalom Results

Homologation: Who-beats-who homol.

	Name	Club	Categ.	Preliminary	Final	Overall
1	Klukowski Kacper	MOS 	-15 M	5,00/58/18.25	1,50/55/18.25	1000,00
2	Drewiczewski Jakub	ZEFIR 	-15 M	4,50/49	4,00/52	723,40
3	Wnukowski Karol	AKS 	-15 M	3,00/52	1,50/49	702,13
4	Knebel Franciszek	NAWA 	-15 M	2,00/40	2,00/43	297,87
5	Olszewski Antoni	AKS 	-15 M	3,00/46	1,50/37	446,81



Junior Girls under 19 Slalom Results

Homologation: Who-beats-who homol.

	Name	Club	Categ.	Preliminary	Final	Overall
1	Koszycka Gabriela	AKS 	-19 F	1,50/55/18.25	6,00/55/18.25	1000,00
2	Janik Oliwia	ZEFIR 	-19 F	1,50/52	1,00/55/18.25	895,83
3	Hirchy-Zak Kamila	SKILINE 	-19 F	6,00/43	2,00/46	541,67


Junior Boys under 19 Slalom Results

Homologation: Who-beats-who homol.

	Name	Club	Categ.	Preliminary	Final	Overall
1	Wycisk Mateusz	ZEFIR 	-19 M	2,50/58/16.00	2,00/58/18.25	1000,00
2	Szumanski Ksawery	ZEFIR 	-19 M	5,50/58/18.25	1,50/58/18.25	940,59





Open Ladies Slalom Results

Homologation: Who-beats-who homol.

	Name	Club	Categ.	Preliminary	Final	Overall
1	Polkowska Zuzanna	MOS 	Ope F	1,00/55/16.00	1,50/55/16.00	1000,00




Open Men Slalom Results

Homologation: Who-beats-who homol.

	Name	Club	Categ.	Preliminary	Final	Overall
1	Kazek Dawid	ZEFIR 	Ope M	5,00/58/12.00		1000,00
2	Siedlarski Jakub	ZEFIR 	Ope M	1,50/58/13.00		866,20
3	Borysewicz Kamil	AKS 	Ope M	DNS		
3	Zawadzki Erwin	MOS 	Ope M	DNS		




Senior 1 Men Slalom Results

Homologation: Who-beats-who homol.

	Name	Club	Categ.	Preliminary	Final	Overall
1	Cherubini Apenela Piero	SESENA 	Se1 M	3,00/55/18.25	4,00/55/18.25	1000,00
2	Krzywicki Mariusz	SZEL 	Se1 M	3,00/52	1,00/55/18.25	925,00
3	Sadowski Adam	SZEL 	Se1 M	2,00/46	3,00/46	525,00






Junior Girls under 15 Tricks Results

Homologation: Who-beats-who homol.

	Name	Club	Categ.	Preliminary	Final	Overall
1	Bartoszewska Ewa	ZEFIR 	-15 F	820	2010	1000,00
2	Szumanska Emilia	ZEFIR 	-15 F	420	1450	721,39
3	Cyl Dominika	AKS 	-15 F	780	380	388,06



Junior Boys under 15 Tricks Results

Homologation: Who-beats-who homol.

	Name	Club	Categ.	Preliminary	Final	Overall
1	Drewiczewski Jakub	ZEFIR 	-15 M	1870	1870	1000,00
2	Klukowski Kacper	MOS 	-15 M	870	1090	582,89
3	Wnukowski Karol	AKS 	-15 M	640	640	342,25
4	Olszewski Antoni	AKS 	-15 M	260	500	267,38
5	Knebel Franciszek	NAWA 	-15 M	80	40	42,78



Junior Girls under 19 Tricks Results

Homologation: Who-beats-who homol.

	Name	Club	Categ.	Preliminary	Final	Overall
1	Koszycka Gabriela	AKS 	-19 F	960	2320	1000,00
2	Janik Oliwia	ZEFIR 	-19 F	700	920	396,55


Junior Boys under 19 Tricks Results

Homologation: Who-beats-who homol.

	Name	Club	Categ.	Preliminary	Final	Overall
1	Wycisk Mateusz	ZEFIR 	-19 M	2220	3370	1000,00
2	Szumanski Ksawery	ZEFIR 	-19 M	2270	2720	807,12





Open Ladies Tricks Results

Homologation: Who-beats-who homol.

	Name	Club	Categ.	Preliminary	Final	Overall
1	Polkowska Zuzanna	MOS 	Ope F	2250		1000,00


Open Men Tricks Results

Homologation: Who-beats-who homol.

	Name	Club	Categ.	Preliminary	Final	Overall
1	Kazek Dawid	ZEFIR 	Ope M	5620	6450	1000,00
2	Siedlarski Jakub	ZEFIR 	Ope M	4790	4790	742,64
3	Borysewicz Kamil	AKS 	Ope M	DNS		
3	Zawadzki Erwin	MOS 	Ope M	DNS		

Senior 1 Men Tricks Results

Homologation: Who-beats-who homol.

	Name	Club	Categ.	Preliminary	Final	Overall
1	Sadowski Adam	SZEL 	Se1 M	690	410	1000,00

Junior Girls under 15 Jump Results

Homologation: Who-beats-who homol.

	Name	Club	Categ.	Preliminary	Final	Overall
1	Bartoszewska Ewa	ZEFIR	-15 F	23,3m	23,6m	1000,00
2	Cyl Dominika	AKS	-15 F	20,6m	20,4m	819,28
3	Szumanska Emilia	ZEFIR	-15 F	22,5m	20,3m	933,73

Junior Boys under 15 Jump Results

Homologation: Who-beats-who homol.

	Name	Club	Categ.	Preliminary	Final	Overall
1	Klukowski Kacper	MOS	-15 M	29,1m	29,3m	1000,00
2	Wnukowski Karol	AKS	-15 M	28,2m	28,0m	943,01
3	Drewiczewski Jakub	ZEFIR	-15 M	26,2m	26,6m	860,10
4	Olszewski Antoni	AKS	-15 M	21,9m	22,7m	658,03

Junior Girls under 19 Jump Results

Homologation: Who-beats-who homol.

	Name	Club	Categ.	Preliminary	Final	Overall
1	Koszycka Gabriela	AKS	-19 F	26,8m	27,7m	1000,00
2	Janik Oliwia	ZEFIR	-19 F	24,7m	26,3m	932,37

Junior Boys under 19 Jump Results

Homologation: Who-beats-who homol.

	Name	Club	Categ.	Preliminary	Final	Overall
1	Wycisk Mateusz	ZEFIR	-19 M	36,4m	40,1m	1000,00
2	Szumanski Ksawery	ZEFIR	-19 M	27,4m		578,07

Open Ladies Jump Results

Homologation: Who-beats-who homol.

	Name	Club	Categ.	Preliminary	Final	Overall
1	Polkowska Zuzanna	MOS	Ope F	33,5m		1000,00

Open Men Jump Results

Homologation: Who-beats-who homol.


	Name	Club	Categ.	Preliminary	Final	Overall
1	Zawadzki Erwin	MOS	Ope M	38,1m	41,6m	1000,00
2	Siedlarski Jakub	ZEFIR	Ope M	38,3m	39,6m	936,71

Junior Girls under 15 Overall Results



	Name	Club	Categ.	Slalom	Tricks	Jump	Overall
1	Bartoszewska Ewa	ZEFIR	-15 F	901,04	1000,00	1000,00	2901,04
2	Szumanska Emilia	ZEFIR	-15 F	1000,00	721,39	933,73	2655,12
3	Cyl Dominika	AKS	-15 F	656,25	388,06	819,28	1863,59

Junior Boys under 15 Overall Results



	Name	Club	Categ.	Slalom	Tricks	Jump	Overall
1	Drewiczewski Jakub	ZEFIR	-15 M	723,40	1000,00	860,10	2583,50
2	Klukowski Kacper	MOS	-15 M	1000,00	582,89	1000,00	2582,89
3	Wnukowski Karol	AKS	-15 M	702,13	342,25	943,01	1987,39

	Name	Club	Categ.	Slalom	Tricks	Jump	Overall
4	Olszewski Antoni	AKS	 -15 M	446,81	267,38	658,03	1372,22


Junior Girls under 19 Overall Results

	Name	Club	Categ.	Slalom	Tricks	Jump	Overall
1	Koszycka Gabriela	AKS	 -19 F	1000,00	1000,00	1000,00	3000,00
2	Janik Oliwia	ZEFIR	 -19 F	895,83	396,55	932,37	2224,75


Junior Boys under 19 Overall Results

	Name	Club	Categ.	Slalom	Tricks	Jump	Overall
1	Wycisk Mateusz	ZEFIR	 -19 M	1000,00	1000,00	1000,00	3000,00
2	Szumanski Ksawery	ZEFIR	 -19 M	940,59	807,12	578,07	2325,78

Open Ladies Overall Results

	Name	Club	Categ.	Slalom	Tricks	Jump	Overall
1	Polkowska Zuzanna	MOS	 Ope F	1000,00	1000,00	1000,00	3000,00

Open Men Overall Results

	Name	Club	Categ.	Slalom	Tricks	Jump	Overall
1	Siedlarski Jakub	ZEFIR	 Ope M	866,20	742,64	936,71	2545,55

Chief Judge
 Bedner Waldemar

Homologator
 Zasepa Jacek

Scorer
 Oborski Konrad